



# Part M

WIRING ACCESSORIES



[www.bgelectrical.uk](http://www.bgelectrical.uk)



# Part M

## Wiring Accessories

Part M is split into 4 sections, part M1 – Access and use, includes the facilities within a building, and covers the design considerations of electrical accessories such as switches and sockets. The BG Electrical Part M range offers a wide range of suitable solutions to enable compliance to the requirements of Part M1 (Sections 4.25 to 4.29).

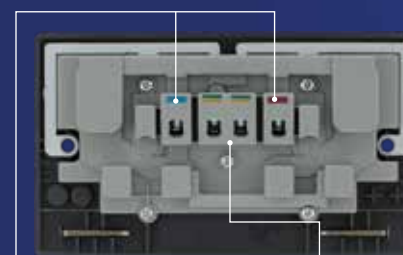
### IN THE RANGE

USB Sockets	36
Switches & Sockets	36
FCU's	37
45 Amp Switches	37
Ceiling Cords/Switches	37



BG Electrical products are guaranteed against faulty materials and workmanship for a period of 25 years from date of delivery.

## Features & Benefits



Angled in-line colour coded captive terminals

Twin Earth



Modern slim profile

Wide rockers

Concealed screws

Slim profile clip-on covers



### 13 Amp Switched Socket with USB Charger 2x Outlets 3.1A

- Ideal for charging smartphones, tablets, cameras and more
- Terminal capacity 3 x 2.5mm<sup>2</sup>, 3 x 4.0mm<sup>2</sup> & 2 x 6.0mm<sup>2</sup>
- Minimum mounting box depth 25mm
- Twin earth fitted as standard – Ref. BS 7671:2008
- Manufactured to BS1363-2
- 2.1A shared across both ports
- 10 year guarantee



PM22U3

Product Code	Description	Inner Carton	Outer Carton
PM22U3	Double, SP, switched, outboard rockers + 2 x USB (3.1A)	5	50

### 10 Amp 16AX Plate Switches Wide Rocker

- Terminal capacity 4x 1.0mm<sup>2</sup>, 4x 1.5mm<sup>2</sup>, 2x 2.5mm<sup>2</sup> & 1x 4.0mm<sup>2</sup>
- Plate switches manufactured to BS EN 60669-1
- Minimum mounting box depth 16mm
- Captive terminal screws



PM12W

PM43W

Product Code	Description	Inner Carton	Outer Carton
PM12W	Single, 2 way	10	100
PM42W	Double, 2 way	10	100
PM43W	Triple, 2 way	10	100

### 10 Amp 10AX Plate Switches

- All switches 10 Amp, 10AX inductive rated
- Terminal capacity 4x 1.0mm<sup>2</sup>, 4x 1.5mm<sup>2</sup>, 2x 2.5mm<sup>2</sup> & 1x 4.0mm<sup>2</sup>
- Plate switches manufactured to BS EN 60669-1
- Minimum mounting box depth 16mm
- Captive terminal screws



PM12

PM43

Product Code	Description	Inner Carton	Outer Carton
PM12	Single, 2 way	10	100
PM42	Double, 2 way	10	100
PM43	Triple, 2 way	10	100

### 13 Amp Switched Outlets

- Twin earth fitted as standard to allow a double earth facility for installations requiring high integrity protective connection Ref. BS 7671:2008
- Manufactured to BS 1363-2
- Minimum mounting box depth 25mm
- Terminal capacity 3x 2.5mm<sup>2</sup>, 3x 4.0mm<sup>2</sup> & 2x 6.0mm<sup>2</sup>



PM22DPOB

Product Code	Description	Inner Carton	Outer Carton
PM21DP	Single DP	10	100
PM22DPOB	Double DP, outboard rockers	5	50

PM21DP

### 20 Amp Double Pole Switch

- 20 Amp terminal capacity 3x 1.5mm<sup>2</sup>
- Captive, backed out terminal screws for fast installation
- Flush LED power indicator
- Manufactured to BS EN 60669-1
- Minimum mounting box depth 25mm

Product Code	Description	Inner Carton	Outer Carton
PM31	20 Amp DP switch with power indicator	10	100




PM31

### 13 Amp Fused Connection Units

- Manufactured to BS 1363-4
- Ideal for spur circuits and hard wired appliances
- Colour coded in-line terminals with captive backed out screws
- Optional flex outlet
- Terminal capacity 3x 2.5mm<sup>2</sup>, 2x 4.0mm<sup>2</sup> & 1x 6.0mm<sup>2</sup>
- Minimum mounting box depth 25mm

Product Code	Description	Inner Carton	Outer Carton
PM52	Switched with power indicator and optional flex-outlet	10	100
PM54	Unswitched with optional flex-outlet	10	100



PM54

PM52

### 45 Amp Double Pole Switches

- Cooker Control Units manufactured to BS4177
- Double Pole Switches to BS EN 60669-1
- Minimum mounting box depth 47mm
- L & N terminal capacity 4x 4.0mm<sup>2</sup>, 3x 6.0mm<sup>2</sup> & 1x 16.0mm<sup>2</sup>
- E terminal capacity 3x 4.0mm<sup>2</sup>, 3x 6.0mm<sup>2</sup> & 1x 16.0mm<sup>2</sup>

Product Code	Description	Inner Carton	Outer Carton
PM74	Single plate with indicator	10	100



PM74

### Ceiling Switch Pull Cords

- Large bangles to aid grip
- Bangles should be contrasting to the background colour. BG can offer a white cord with colour bangle upon request

Product Code	Description	Inner Carton	Outer Carton
PMRDPC2M	2 red handles, 2m red cord	20	200
PMGRPC2M	1 grey handle, 2m grey cord	20	200




PMGRPC2M

PMRDPC2M

### Ceiling Switches

- Supplied with approximately 2 metres of cord
- Individually bagged
- Manufactured to BS EN 60669-01
- Supplied as kits including standard white cord, plus colour replacement cord

Product Code	Description	Kit
PM802GR	6 Amp, 1 way with grey cord and bangle	Kit
PM802RD	6 Amp, 2 way with grey cord and 2 bangles	Kit
PM803GR	45 Amp double pole with power indicator, grey cord and bangle	Kit
PM803RD	45 Amp double pole with power indicator, red cord and 2 bangles	Kit
PM804GR	10 Amp triple pole fan isolator, grey cord and bangle	Kit
PM804RD	10 Amp triple pole fan isolator, red cord and 2 bangles	Kit



PM802GR

PM803RD

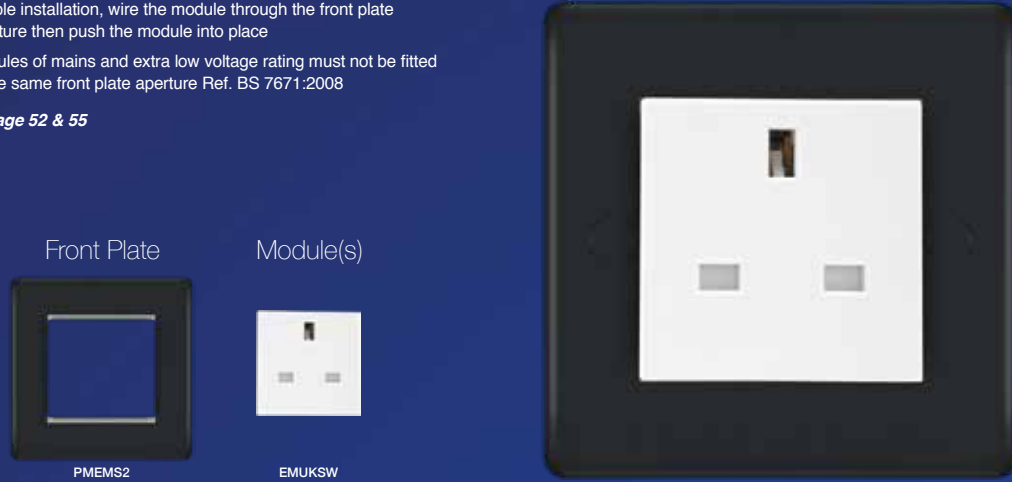
# Euro Module Range Extension

## Quick & Easy Installation

A flexible solution of power, data, telephone, television and audio combinations to suit the wide ranging needs of the customer.

- Select the desired combination of front plate and module(s)
- Simple installation, wire the module through the front plate aperture then push the module into place
- Modules of mains and extra low voltage rating must not be fitted to the same front plate aperture Ref. BS 7671:2008

See page 52 & 55




# Nexus Grid Range Extension

## Quick & Easy Installation

A customisable selection of power grid modules that provide a seamless appearance with the associated wiring accessories

- Firstly, screw the grid frame to the mounting box and wire the modules
- Then slot the module on to the frame and click into place
- Finally, fit the finished plate


See page 43, 45 & 47



## Part M Front Plates – Euro Module

- Manufactured to BS 5733
- Clip on cover with concealed fixing screws
- Aperture sizes: 1 Module 25 x 50mm, 2 Module = 50 x 50mm, 4 Module = 100 x 50mm


Product No	Description	Inner Carton	Outer Carton
PMEMS1	1 module, square	20	200
PMEMS2	2 module, square	10	100
PMEMR4	4 module, rectangular	10	100



## Front Plates – Grid

- Manufactured to BS 5733
- Front plates match the power products of the Part M range
- No visible plastic around rockers
- Colour match fixing screws
- Grid solutions allow a wider range of solutions to enable compliance of requirements for Part M1

Part Code	Description	Inner Carton	Outer Carton
RPM1	1 module, square	20	200
RPM2	2 module, square	20	200
RPM3	3 module, rectangular	10	100
RPM4	4 module, rectangular	10	100
RPM6	6 module, square	10	100
RPM8	8 module, square	10	100



**UK:****HEAD OFFICE:**

Email: [info@bgelectrical.uk](mailto:info@bgelectrical.uk)

Luceco plc, Caparo House  
103 Baker Street, London  
England, W1U 6LN

**DISTRIBUTION CENTRE:**

Tel: +44 (0) 1952 238 100

Email: [uk\\_sales@bgelectrical.uk](mailto:uk_sales@bgelectrical.uk)

Luceco plc  
Luceco Distribution Centre  
Stafford Park 1, Telford  
Shropshire, England, TF3 3BD

**FRANCE:**

Email: [fr\\_sales@luceco.com](mailto:fr_sales@luceco.com)

**ITALY:**

Email: [it\\_sales@luceco.com](mailto:it_sales@luceco.com)

**SPAIN:**

Tel: +34 93 829 55 75

Email: [es\\_sales@luceco.com](mailto:es_sales@luceco.com)

Nexus Industries LTD  
C/ Bobinadora 1-5  
08302 Mataró  
Barcelona (SPAIN)

**MIDDLE EAST & AFRICA:**

Tel: +971 4 609 1867

Email: [mea\\_sales@luceco.com](mailto:mea_sales@luceco.com)

Luceco Middle East FZCO  
Bldg. 5EB, Office 342  
PO Box 371128, DAFZA  
Dubai, UAE

**ASIA PACIFIC:****JIAXING:**

Tel: +86 (0) 573 8357 0200

Email: [asia\\_sales@luceco.com](mailto:asia_sales@luceco.com)

No 1438, Jiachuang Road  
Xiuzhou Industrial Park, Jiaxing  
Zhejiang, China, P.C. 314031

**HONG KONG:**

Email: [hk\\_sales@luceco.com](mailto:hk_sales@luceco.com)

**UNITED STATES:**

Email: [us\\_sales@luceco.com](mailto:us_sales@luceco.com)

**MEXICO & LATIN AMERICA:**

Tel: +52 (81) 5000 9437

Email: [ventas@luceco.com](mailto:ventas@luceco.com)

Luceco México  
AV Lázaro Cárdenas #318 int 201  
Col Real San Agustín  
San Pedro Garza García  
N.L. Mexico CP 66278

**TECHNICAL SUPPORT:**

Tel: 03300 249 279

Email: [technical.support@bg-electrical.co.uk](mailto:technical.support@bg-electrical.co.uk)

Lines open Monday to Friday  
8.30am to 5pm, with answer phone  
service outside these hours.

